

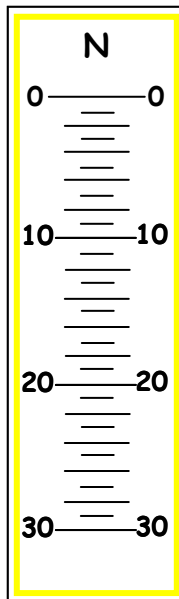
Name: _____

Section: _____

Determining the Values of Graduated Markings

Directions: Similar to graduated cylinders, tubular spring scales have graduated markings that help one make measurements. The following images represent portions of six different spring scales. Use the steps below to determine the value of the graduated markings and show how you completed each step in the charts below the images.

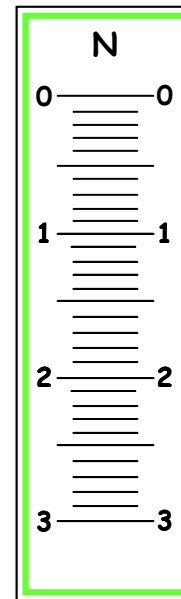
1. Calculate the difference between two printed numbers.
2. Count the number of divisions between them.
3. Divide the difference (#1) by the number of divisions (#2).



Yellow

1.
2.
3.

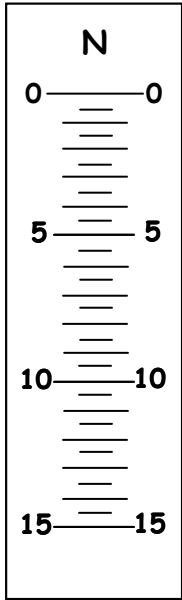
Value - _____N



Green

1.
2.
3.


Value - _____N



White

1.
2.
3.

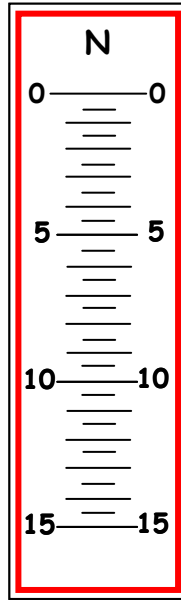
Value - ____N



Brown

1.
2.
3.

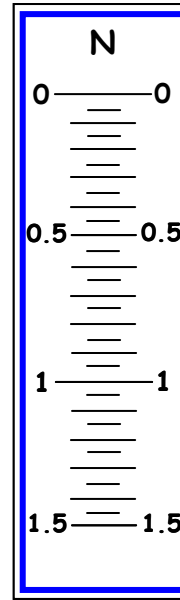
Value - ____N



Red

1.
2.
3.

Value - ____N



Blue

1.
2.
3.

Value - ____N